

SL20-LED SERIES

SPECIFICATIONS



Housing

Made from heavy duty cast aluminum to withstand harsh weather.

Hardware

All exposed hardware is made of durable stainless steel, with industrial strength seals.

Interior Design & Optical

Energy efficient LED driver is mounted on a removable plate, with quick disconnect wiring and toolless hood access for easy driver maintenance.

Calculated minimum at 100,000 hrs (CRI≥70) with available full reports for both TM-21 and L70 upon request.

Exterior Design & Finish

Luminaire is designed to fit post top, pendant or side mounting with our ornamental arms and poles, and is suitable for wet locations.

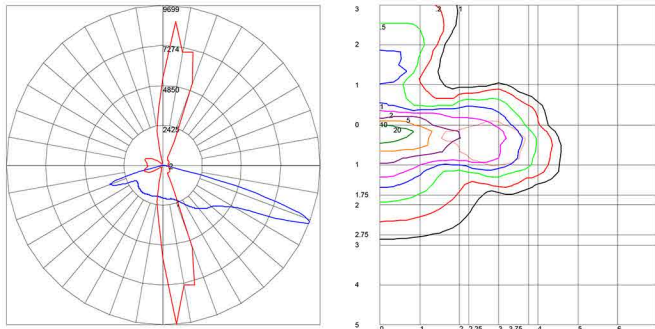
Finish is electrostatically applied with thermoset polyester powder-coat.

SIZES

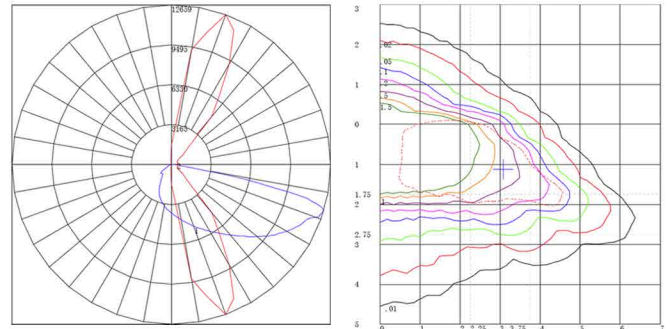
	length	width	height	weight	tenon size	EPA
Large	20"	20"	30"	47 lbs	3"(W) x 4"(L)	3.20 ft ²
Small	-	-	-	-	-	-

PHOTOMETRICS

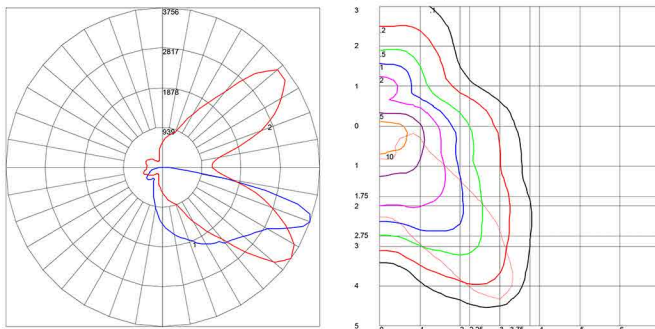
SAMPLE ILLUSTRATION
IES type II,Medium | Bug Rating: B2U0G2



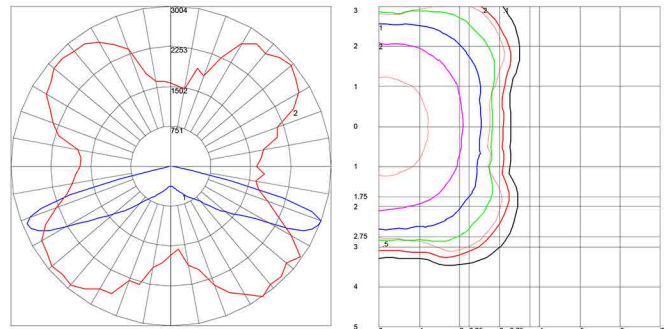
SAMPLE ILLUSTRATION
IES type III,Medium | Bug Rating: B1U0G1



SAMPLE ILLUSTRATION
IES type IV,Short | Bug Rating: B1U0G1



SAMPLE ILLUSTRATION
IES type V,Medium | Bug Rating: B3U0G1



PRODUCT TECHNICAL DATA SHEET

PRODUCT CONFIGURATION

PRODUCT	FITTER	DIFFUSER TYPE	WATTAGE (DELIVERED LUMENS)	CCT	VOLTAGE	OPTICS	OPTIONS	FINIALS	COLOR	
SL20	N/A	CAC CLEAR ACRYLIC	36W (3636lm)	3000K	120V~277V	IES TYPE II (2)	CHY DECORATIVE CHIMNEY	FA	STANDARD RAL	
			55W (5555lm)	4000K				FB	6005 GREEN	
		CPC CLEAR POLYCARBONATE	70W (7272lm)	5000K	STEP DOWN TRANSFORMER	347V 480V	III (3) IV (4) V (5)	DIM DIMMING CONTROL	FC	7012 GREY
			80W (11600lm)	6000K					FD	8019 BRONZE
		CTG CLEAR TEMPERED GLASS	100W (14500lm)	± 10% VARIANCE	CUSTOM				FE	9011 BLACK
			120W (17400lm)						FF	9016 WHITE
		FAC FROSTED ACRYLIC	150W (21750lm)	*(MEASURED AT 4000K)					FG	*TEXTURE AVAILABLE
		FPC FROSTED POLYCARBONATE							FH	
		WAC WHITE ACRYLIC		± 10% VARIANCE					FI	CUSTOM RAL
WPC WHITE POLYCARBONATE		FJ								
							PEC TWIST LOCK PHOTOCELL			

SL20 IS EQUIVALENT
TO F150-L & F195-L

Product ordering sample

SL20 - CAC - LED36W (3636lm) - 4000K - 120~277V - TYPE II - CHY - RAL9011 BLACK