


## LED LIGHTING PANEL

- > High energy efficiency LED panels for offices, schools, hospitality and other commercial applications
- > UL, cUL, and DLC certified
- > White housing
- > Edge-lit LED technology with high efficiency lighting
- > Optical polycarbonate diffuser distributes uniform and glare-free lighting
- > Ultra-thin profile, thickness less than 0.5"
- > Easy installation with minimal maintenance required
- > Limited 5 years warranty


- > Optional recessed, surface and suspended mounting
- > Optional dimmable or non-dimmable feature
- > Operating temperature – 20°C ~ 40°C
- > High power factor ≥0.99
- > CRI ≥80
- > L70 at 50,000 hours
- > Large range of color temperature available
- > Input voltage 100~277V
- > IP 44, suitable for damp location



**1' x 4' LED PANEL**



**2' x 2' LED PANEL**

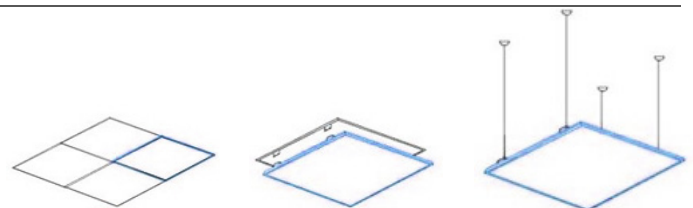


**2' x 4' LED PANEL**

### AVAILABLE IN THREE SIZES

	1' x 4'	2' x 2'	2' x 4'
LENGTH	47.6"	23.6"	47.6"
WIDTH	11.8"	23.6"	23.6"
HEIGHT	0.5"	0.5"	0.5"
WEIGHT	5 lbs	5 lbs	8 lbs

### MOUNTING OPTIONS



RECESSED

SURFACE


SUSPENDED


### APPROVALS & CERTIFICATIONS







**LED LIGHTING PANEL** ~AV 100V~347V • 0-10V • WHITE HOUSING

1'x4' LED PANEL 36W									
PRODUCT NUMBER	MOUNTING	LED WATTAGE	COLOR TEMPERATURE	LUMENS	LED TYPE	CRI	VOLTAGES	OPTIONS	
	RMPL-1x4-EL36LED	RECESSED	4000K					-DIMMING CONTROL 0~10V	
	SMPL-1x4-EL36LED	SURFACE	36W	5000K	4500 lm	SMD EDGE -LIT	≥80	-100V ~ 277V	-EMERGENCY BATTERY 90MIN
	PMPL-1x4-EL36LED	PENDANT		± 10% VARIANCE				-100V ~ 347V	

2'x2' LED PANEL 28W									
PRODUCT NUMBER	MOUNTING	LED WATTAGE	COLOR TEMPERATURE	LUMENS	LED TYPE	CRI	VOLTAGES	OPTIONS	
	RMPL-2x2-EL28LED	RECESSED	4000K					-DIMMING CONTROL 0~10V	
	SMPL-2x2-EL28LED	SURFACE	28W	5000K	3500 lm	SMD EDGE -LIT	≥80	-100V ~ 277V	-EMERGENCY BATTERY 90MIN
	PMPL-2x2-EL36LED	PENDANT		± 10% VARIANCE				-100V ~ 347V	

2'x4' LED PANEL 36W									
PRODUCT NUMBER	MOUNTING	LED WATTAGE	COLOR TEMPERATURE	LUMENS	LED TYPE	CRI	VOLTAGES	OPTIONS	
	RMPL-2x4-EL36LED	RECESSED	4000K					-DIMMING CONTROL 0~10V	
	SMPL-2x4-EL36LED	SURFACE	36W	5000K	4500 lm	SMD EDGE -LIT	≥80	-100V ~ 277V	-EMERGENCY BATTERY 90MIN
	PMPL-2x4-EL36LED	PENDANT		± 10% VARIANCE				-100V ~ 347V	

2'x4' LED PANEL 46W									
PRODUCT NUMBER	MOUNTING	LED WATTAGE	COLOR TEMPERATURE	LUMENS	LED TYPE	CRI	VOLTAGES	OPTIONS	
	RMPL-2x4-EL46LED	RECESSED	46W	4000K	5750 lm			-DIMMING CONTROL 0~10V	
	SMPL-2x4-EL46LED	SURFACE	60W	5000K	6600 lm	SMD EDGE -LIT	≥80	-100V ~ 277V	-EMERGENCY BATTERY 90MIN
	PMPL-2x4-EL46LED	PENDANT		± 10% VARIANCE	7500 lm			-100V ~ 347V	