


F340-LED SERIES

SPECIFICATIONS



Housing

Made from heavy duty cast aluminum to withstand harsh weather.

Hardware

All exposed hardware is made of durable stainless steel, with industrial strength seals.

Interior Design & Optical

Energy efficient LED driver is mounted on a removable plate, with quick disconnect wiring to allow easy driver maintenance.

L70 at 50,000 hours with CRI≥70.

Exterior Design & Finish

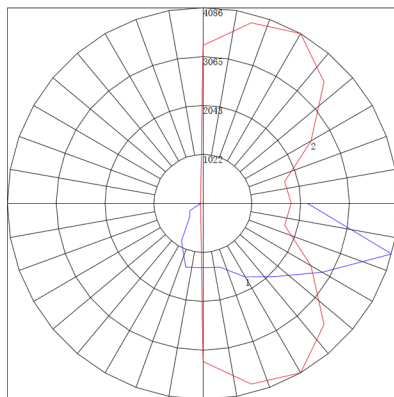
Luminaire is designed to fit post top mounting or pendant mounting with our ornamental arms and poles, and is suitable for wet locations.

Finish is electrostatically applied with thermoset polyester powder-coat.

SIZES

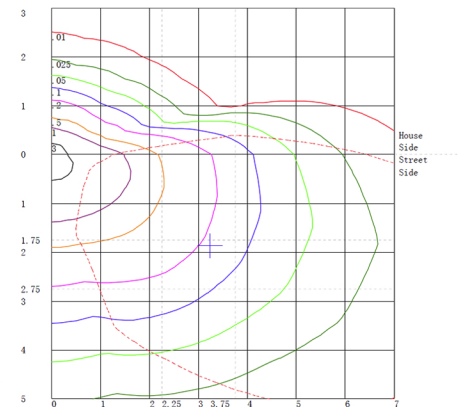
	length	width	height	weight	tenon size	EPA
Large	23"	20"	30"	47 lbs	3"(W) x 4"(L)	3.20 ft ²
Small	20"	14"	9"	10 lbs	n/a	0.70 ft ²

PHOTOMETRICS



← polar graph

SAMPLE ILLUSTRATION
IES type IV, medium



ISO footcandle →

PRODUCT	FITTER	DIFFUSER TYPE	WATTAGE	CCT	VOLTAGE	OPTICS	OPTIONS	FINIALS	COLOR
F340-L	N/A	CTG	LED	3000K	120V~277V	IES TYPE	DIM	N/A	STANDARD RAL
F340-S		CLEAR TEMPERED GLASS	35W	4000K		II (2)	DIMMING CONTROL		6005 GREEN
			50W	5000K	STEP DOWN	III (3)			7012 GREY
			55W	6000K	TRANSFORMER	IV (4)	PCB		8019 BRONZE
			70W		347V	V (5)	BUTTON TYPE PHOTOCELL		9011 BLACK
			80W	± 10% VARIANCE	480V		PEC		9016 WHITE
			90W				TWIST LOCK PHOTOCELL		*TEXTURE AVAILABLE
			120W						CUSTOM RAL
			CUSTOM						

Product ordering sample

F340 - L - CTG - LED35W - 3000K - 120~277V - TYPE II - DIM - RAL9011 BLACK