


F177-LED SERIES

SPECIFICATIONS



Housing

Made from heavy duty cast aluminum to withstand harsh weather.

Hardware

All exposed hardware is made of durable stainless steel, with industrial strength seals.

Interior Design & Optical

Energy efficient LED driver is mounted on a removable plate, with quick disconnect wiring to allow easy driver maintenance.

L70 at 50,000 hours with CRI≥70.

Exterior Design & Finish

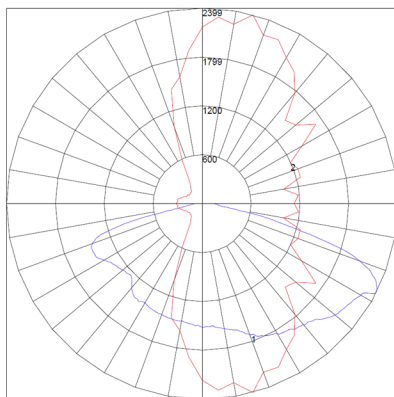
Luminaire is designed to fit post top mounting or pendant mounting with our ornamental arms and poles, and is suitable for wet locations.

Finish is electrostatically applied with thermoset polyester powder-coat.

SIZES

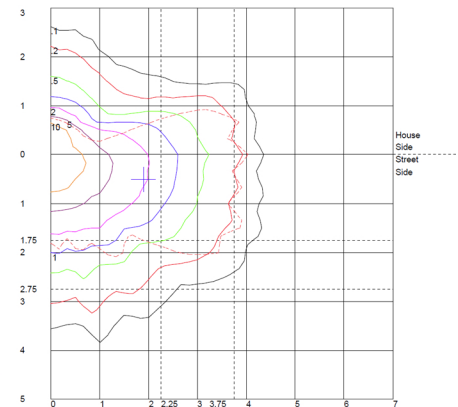
	length	width	height	weight	tenon size	EPA
Large	21"	21"	17"	20 lbs	3"(W) x 4"(L)	1.10 ft ²
Small	-	-	-	-	-	-

PHOTOMETRICS



← polar graph

SAMPLE ILLUSTRATION
IES type III, short



ISO footcandle →

PRODUCT	FITTER	DIFFUSER TYPE	WATTAGE	CCT	VOLTAGE	OPTICS	OPTIONS	FINIALS	COLOR						
F177-L	N/A	WPC WHITE POLYCARBONATE	LED	3000K	120V~277V	IES TYPE II (2) III (3) V (5)	DIM DIMMING CONTROL	N/A	STANDARD RAL 6005 GREEN 7012 GREY 8019 BRONZE 9011 BLACK 9016 WHITE *TEXTURE AVAILABLE						
			35W	4000K											
			50W	5000K											
			55W	6000K											
			70W	± 10% VARIANCE						STEP DOWN TRANSFORMER 347V					
			80W												
			90W												
			120W												
			CUSTOM												CUSTOM RAL
									TWL TWIST LOCK SYSTEM						

Product ordering sample

F177 - L - WPC - LED35W - 3000K - 120~277V - TYPE II - DIM - RAL9011 BLACK