


F154-LED SERIES

SPECIFICATIONS



Housing

Made from heavy duty cast aluminum to withstand harsh weather.

Hardware

All exposed hardware is made of durable stainless steel, with industrial strength seals.

Interior Design & Optical

Energy efficient LED driver is mounted on a removable plate, with quick disconnect wiring to allow easy driver maintenance.
L70 at 50,000 hours with CRI≥70.

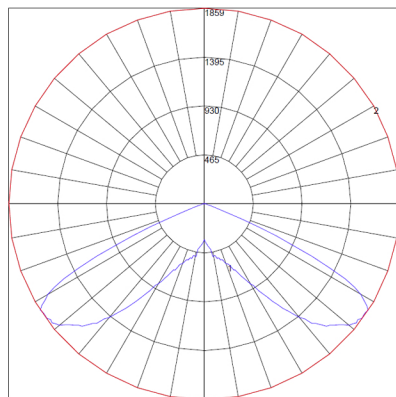
Exterior Design & Finish

Luminaire is designed to fit post top mounting or pendant mounting with our ornamental arms and poles, and is suitable for wet locations.
Finish is electrostatically applied with thermoset polyester powder-coat.

SIZES

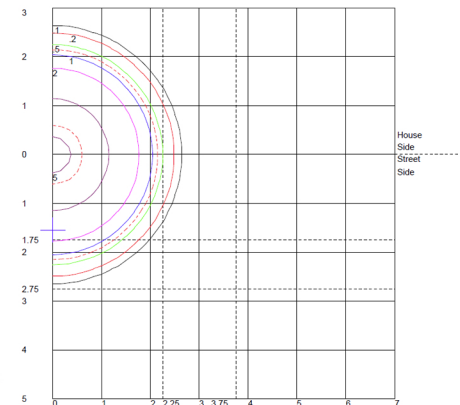
	length	width	height	weight	tenon size	EPA
Large	16"	16"	36"	42 lbs	3"(W) x 4"(L)	2.80 ft ²
Small	-	-	-	-	-	-

PHOTOMETRICS



← polar graph

SAMPLE ILLUSTRATION
IES type V, short



ISO footcandle →

PRODUCT	FITTER	DIFFUSER TYPE	WATTAGE	CCT	VOLTAGE	OPTICS	OPTIONS	FINIALS	COLOR	
F154-L	N/A	CAC CLEAR ACRYLIC	LED	CORN LAMP	3000K	120V~277V	IES TYPE	CHY	N/A	STANDARD RAL 6005 GREEN 7012 GREY 8019 BRONZE 9011 BLACK 9016 WHITE <i>*TEXTURE AVAILABLE</i> CUSTOM RAL
			35W	27W	4000K		II (2)	DECORATIVE CHIMNEY		
			50W	36W	5000K	STEP DOWN	III (3)			
			55W	45W	6000K	TRANSFORMER	IV (4)	DIM		
			70W	54W		347V	V (5)	DIMMING CONTROL		
		80W	80W	± 10%	480V		FUS	INTERNAL FUSING		
		90W		VARIANCE						
		120W								
		CUSTOM					PCB	BUTTON TYPE PHOTOCELL		
							HSS	HOUSE SIDE SHIELD		

Product ordering sample

F154 - L - CAC - LED35W - 3000K - 120~277V - TYPE II - CHY - RAL9011 BLACK