


# F120-LED SERIES

## SPECIFICATIONS



**Housing**

Made from heavy duty cast aluminum to withstand harsh weather.

**Hardware**

All exposed hardware is made of durable stainless steel, with industrial strength seals.

**Interior Design & Optical**

Energy efficient LED driver is mounted on a removable plate, with quick disconnect wiring to allow easy driver maintenance.  
L70 at 50,000 hours with CRI≥70.

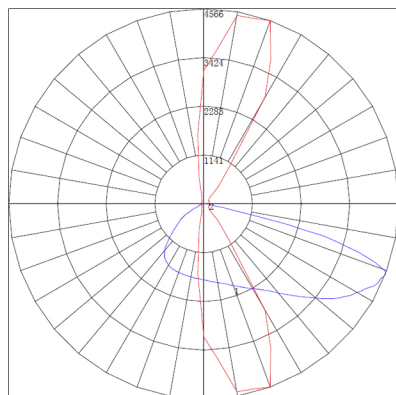
**Exterior Design & Finish**

Luminaire is designed to fit post top mounting or pendant mounting with our ornamental arms and poles, and is suitable for wet locations.  
Finish is electrostatically applied with thermoset polyester powder-coat.

## SIZES

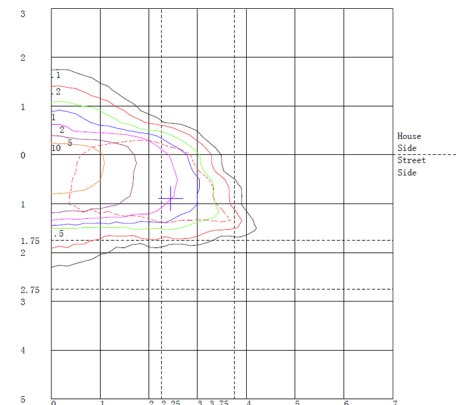
	length	width	height	weight	tenon size	EPA
Large	20"	20"	36"	28 lbs	3"(W) x 4"(L)	1.62 ft <sup>2</sup>
Small	-	-	-	-	-	-

## PHOTOMETRICS



← polar graph

**SAMPLE ILLUSTRATION**  
IES type II, medium



ISO footcandle →

PRODUCT	FITTER	DIFFUSER TYPE	WATTAGE	CCT	VOLTAGE	OPTICS	OPTIONS	FINIALS	COLOR
F120-L	A	CAC	LED	3000K	120V~277V	IES TYPE II (2)	DIM DIMMING CONTROL	FA	STANDARD RAL
	B	CLEAR ACRYLIC	35W	4000K				FB	6005 GREEN
	C	FAC FROSTED ACRYLIC	50W	5000K	STEP DOWN TRANSFORMER	III (3)	FUS INTERNAL FUSING	FC	7012 GREY
	D		55W	6000K				FD	8019 BRONZE
	E	70W	± 10% VARIANCE	480V	IV (4)	V (5)	PCB BUTTON TYPE PHOTOCELL	FE	9011 BLACK
	F	90W						FF	9016 WHITE
	G	120W						FG	*TEXTURE AVAILABLE
	H	CUSTOM						FH	CUSTOM RAL
	I							FI	
	J							FJ	
	K							HSS HOUSE SIDE SHIELD	
	L							TWL TWIST LOCK SYSTEM	NONE
	Q							WIRELESS CONTROL AVAILABLE	
	R								
T									
U									

**Product ordering sample** F120 - L - A - CAC - 35LED - 3000K - 120~277V - TYPE II - DIM - FA - RAL9011 BLACK